



# BEST OF THE MIDWEST

 **REDLINE**  
CHAMPIONSHIPS

2024-2025 INFORMATION  
PACKET



redlinecheer



redlinecheer



redlinecheer





# TABLE OF CONTENTS

---

- 1 - Championship Information**
- 2 - Coaches' Entrance**
- 2 - Tickets**
- 2 - Parking**
- 3 - Action Photography**
- 3 - Performance Order**
- 4 - Security**
- 5 - Performance Areas**
- 5 - Dressing Rooms and Personal Belongings**
- 5 - Crossovers**
- 6 - Registration and Division Changes**
- 6 - Squad Entrances**
- 7 - Performance Areas**
- 8 - Score Sheets**
- 8 - Payments**
- 9 - Awards**
- 10 - Required Forms and Waivers**
- 11 - Event Maps**





# Best of the Midwest Iowa Events Center 12/8/2024

Hotels:




**730 3rd St, Des Moines, IA 50309**

**Doors open at 7:00am  
First Performance at 8:00am**

Warm up check in will be inside the convention center. You will come through the arena entrance, proceed forward to the team check in area. From there you proceed to the practice space.

A representative from each team must check-in at the warm up area 30 minutes prior to their warm up time.



*Athletes will not  
be allowed to  
enter through the  
Coaches Only  
entrance.*





# TICKETS

**CLICK HERE**



**For athlete safety, ALL coaches must be added onto your RegChamp account prior to the event. We will NOT be giving coaches wristbands to anyone not listed. Please email**

**Hunter@Redlinecheer.com to add coaches or verify they are added.**

## Admission Includes

- Free Action Photography
- Free broadcast of event
  - [www.echeer.tv](http://www.echeer.tv)

## PARKING

**Parking rates are set by the facility and NO PORTION of parking revenue is shared with Redline Cheer and Dance Company. Parking fees typically are \$7-\$10. Please check with the facility in advance to verify correct pricing for parking at the event.**



# ACTION PHOTOGRAPHY

Redline is proud to announce **FREE** action photography as part of your ticket fee to the event!

We have partnered with Action Moments ([www.actionmoments.com](http://www.actionmoments.com)) to bring these fantastic pictures to you at no additional charge!

## PERFORMANCE ORDER

Tentative performance times will be posted on RegChamp for gym owners and coaches view only the weekend before the event.

A final schedule will be available to the public the Wednesday before the event.

Do not make plans based on any schedule before Wednesday. Redline always attempts to ensure teams from the same program with crossovers do not have overlapping practice and performance times, however, Redline Cheer & Dance cannot guarantee that an overlap will not occur.

To provide a consistent competition and to showcase routine mastery, we only allow the coaches of **TINY** and **EXHIBITION** teams to assist their athletes on the floor, or outside of the designated coaches viewing area.





## SECURITY

**The following items are prohibited by the venue:**

**Food or beverage, weapons, alcohol, tripods, cameras with telephoto lenses, pets, coolers/flasks, laser pointers, umbrella's, skateboards, roller skates, bikes and scooters. Thank you for your cooperation in this matter.**

**Because we take the safety and security of our participants seriously, our policy is to protect your privacy and that of all participants. Video cameras and still cameras WILL BE allowed during performances. However, cameras with telephoto lens will not be allowed. If you see an individual taking questionable video or photos, please alert a Redline official. Redline reserves the right to remove any individual.**

**Always check with the facility website to view updated entrance requirements and restrictions.**



## WELLS FARGO — ARENA —

### CLEAR BAG POLICY

In order to maintain a safe and secure environment at Wells Fargo Arena, we have implemented a new bag policy that limits the size and type of bags that may be brought into our venue.

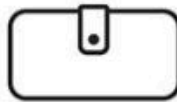
Guests will be able to carry **ONE** of the following bags into the venue:

- One bag that is clear plastic, vinyl or PVC and does not exceed 12" x 12" x 6".
- One gallon clear plastic freezer bag (Ziplock bag or similar).
- One small clutch purse or wallet 4.5" x 6.5" (about the size of a hand) or smaller, with or without a handle or strap. This can be taken into the venue inside one of the clear plastic bags.


#### ONE OF THESE BAGS PERMITTED WITH INSPECTION



**CLEAR PLASTIC BAG**  
No larger than 12" x 12" x 6"



**SMALL CLUTCH PURSE/WALLET**  
No larger than 4.5" x 6.5"



**ONE GALLON CLEAR PLASTIC FREEZER BAG**

#### ONE OF THESE ADDITIONAL ITEMS PERMITTED WITH INSPECTION



**BINOCULARS WITHOUT CASE**



**DIAPER BAG**

#### PROHIBITED ITEMS An exception will be made for medically necessary items after proper inspection

- Purse
- Backpack / Clear Backpack
- Tinted Plastic Bag

- Camera Case
- Binocular Case
- Printed Pattern Plastic Bag

- Oversized Tote Bag
- Mesh Bag
- Professional Camera

- Umbrella
- Sign
- Stroller

- Car Seat
- Child Booster Seat
- Selfie Stick

- iPad
- Laptop
- Knives (larger than 3 inches)

*\*Prohibited items subject to change based on show policies*





## PERFORMANCE AREAS

---

All All-Star Cheer teams will compete on a 42' deep x 54' wide carpeted Spring Floor. Only soft-soled tennis shoes will be allowed on the performance surface. It is important that your routine be choreographed not to exceed these measurements. This is particularly important in planning tumbling passes.

## DRESSING ROOMS AND PERSONAL BELONGINGS

---

Redline accepts no responsibility for lost or stolen items. We recommend that each team designate someone to keep an eye on its possessions.

## CROSSOVERS

---

All crossovers reported at time of registration will pay the crossover fee.



## SQUAD ENTRANCES

---

**Due to the number of teams competing, we ask that all teams enter the floor in a timely fashion. Once your team name is called, please do not do any additional chants or team cheers. Staying on time will be crucial to the event. Thank you in advance for relaying this information to your squads.**

**You have 15 seconds to get set on the performance mat and once finished, 15 seconds to exit the performance mat.**

## REGISTRATION AND DIVISION CHANGES

---

**Changes in registration or performance order must be submitted through our online schedule change request form.**

**The Schedule Change Request form has been emailed to all coaches and program directors.**

**Redline is not responsible for any schedule changes not submitted through that form.**

**NO Schedule changes will be accepted after final schedule is released.**





## PRACTICE AREAS

**Each team will have an allotted time to practice on multiple stations (Check in/Stretch, Stunt mat, tumbling strip & full mat).**

**From the practice area, you will move to the "On Deck" area to prepare for your routine. If you miss your practice time, Redline Cheer & Dance cannot guarantee another opportunity to practice in the designated area. You (coach or program director, not full team) will be required to check-in with the Redline official in charge of the practice area 10 minutes before your scheduled practice time. This helps the practice room stay in order and on time and allows the program to adjust for time as well.**

**Only team members and coaches *\*WITH BACKGROUND CHECKS\** may enter the practice area. Family members and spectators will not be admitted to the warm up area. Coaches/Directors must have their credentials from registration to enter the practice area. Redline will provide sound systems for teams with music on electronic devices, and all teams are required to use these systems.**

***It is your responsibility to provide audio connectors to make your chosen device connect into a standard audio plug.***

**We recommend using AAU for complete background checks:  
[www.aausports.org](http://www.aausports.org)**





## SCORE SHEETS

---

Redline will email scores as they become available after each performance. Deductions and legalities will be emailed shortly after your performance. There will be no paper scoresheets available. The email used to send score sheets will be the same email used for registration through RegChamp. We will have a legalities person on hand to discuss, explain deductions and legalities as well as ranges.

**\*\*Scoresheets will be emailed. Once you have recieved a scoresheet you have 20 minutes to discuss and review scores at our score review. \*\***

## PAYMENT

---

Full payment is due at the time of registration and can be in the form of Credit card, cashier's check, Money Order, or official school check. No personal checks, cash, booster club or business checks are accepted unless approved by Redline two weeks or more before the event.

## HELPFUL HINT!

**Set up your free account on ECheer.TV BEFORE the event to avoid missing performances and awards!**



# Awards

**AWARDS WILL BE PRESENTED TO ALL TEAMS IN EVERY DIVISION. IN ADDITION, THERE WILL BE A HIGH POINT OR GRAND CHAMPION BANNER AWARDED TO THE TEAM WITH THE HIGHEST SCORE IN EACH LEVEL. DEPENDING ON THE EVENT, PRIZES AND AWARDS CAN VARY.**

**PRIZES WILL NEED TO BE PICKED UP AT THE EVENT BY COACHES ONLY. NO PRIZES WILL BE HANDED OUT ON THE FIELD, THEY WILL BE PICKED UP BY A COACH.**







## REQUIRED FORMS AND WAIVERS

**Liability Release & Event Waiver**  
Redline Cheer and Dance Requires all athletes to have a waiver filled out before entering the warmup room or performing on the competition floor.

The required waivers for this event can be found in your RegChamp account, or if you prefer a paper copy, you can reach out to [Hunter@RedlineCheer.com](mailto:Hunter@RedlineCheer.com) and you will be provided with one.

**ALLSTAR TEAMS: ELITE, PREP, REC, AND NOVICE** must complete their rosters on their RegChamp account prior to the event. You may also bring rosters to the event or email them to [hello@redlinecheer.com](mailto:hello@redlinecheer.com).

## SCHOOL CHEER AND DANCE ONLY

School Teams need to bring squad rosters with date of birth and grade. Also, **ALL COACHES NEED SCHOOL ID TO ENTER PRACTICE ROOM.** Two coaches per team are allowed practice area passes.



# HELPFUL DIAGRAMS AND MAPS

## EVENT DIAGRAM

